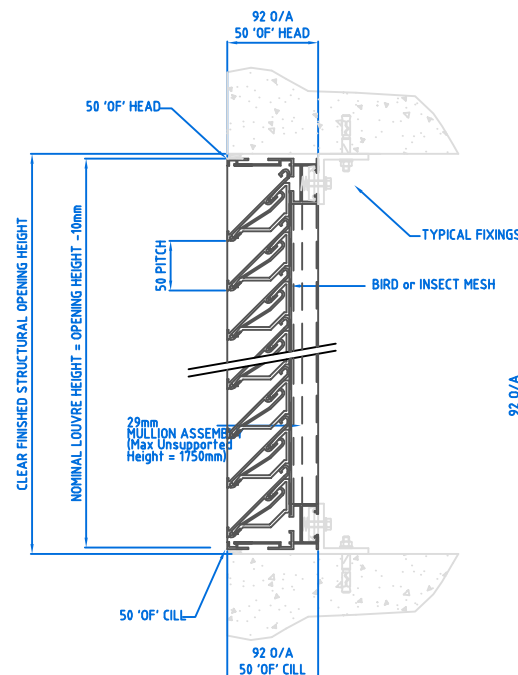
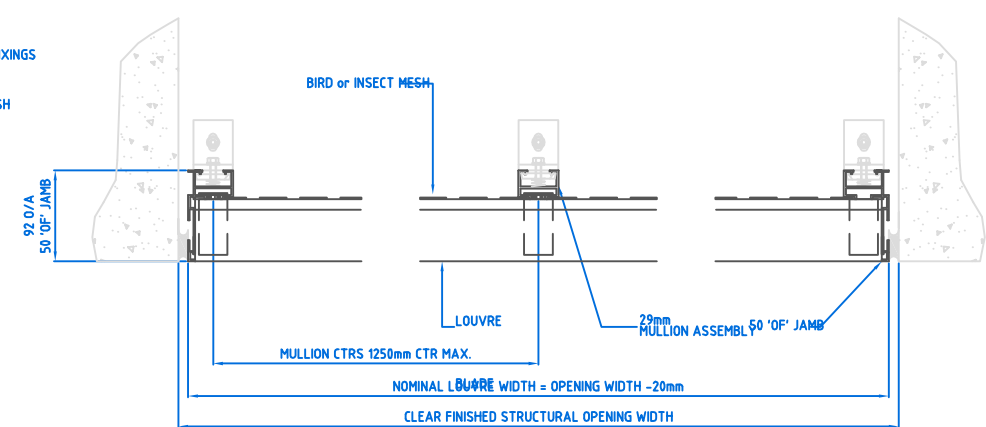


1 2 3 4 5 6 7 8

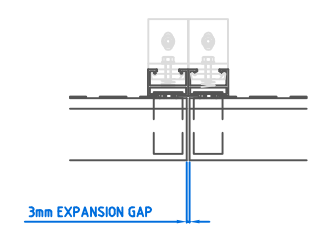
A



VERTICAL SECTION THRU K Series 50 LOUVRE WITH 'OF' HEAD & CILL



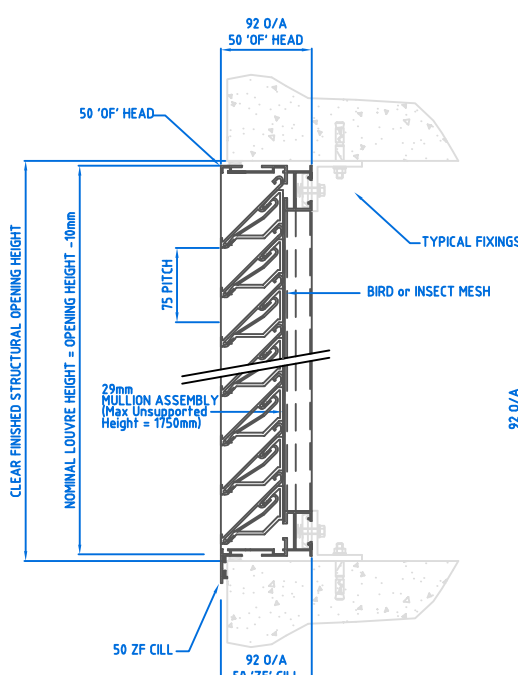
PLAN SECTION THRU K Series 50 LOUVRE WITH 'OF' JAMBS



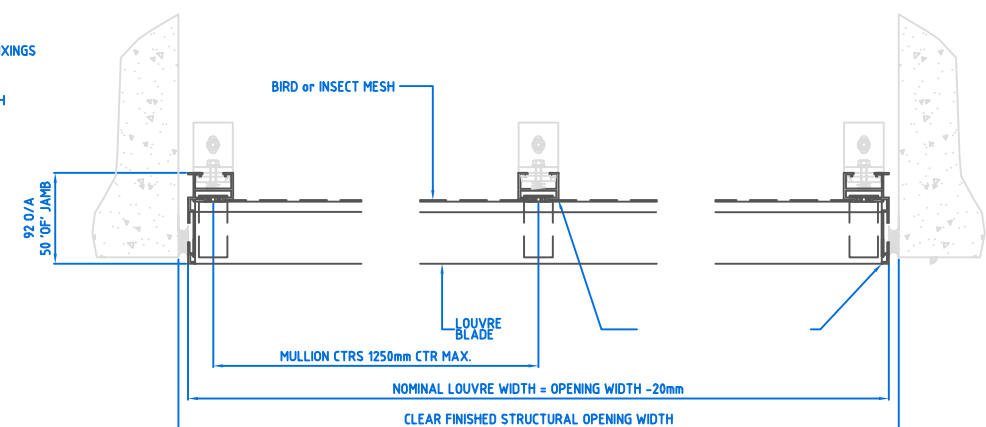
BLADE JOINT DETAIL

WITH EXTRUDED FLANGELESS HEAD, CILL & JAMBS

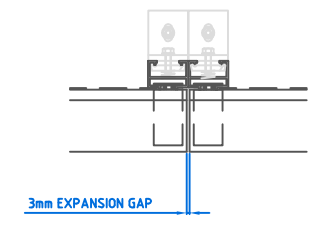
C



VERTICAL SECTION THRU K Series 50 LOUVRE WITH 'OF' HEAD & 'ZF' CILL



PLAN SECTION THRU K Series 50 LOUVRE WITH 'OF' JAMBS



BLADE JOINT DETAIL

WITH EXTRUDED FLANGED CILL & FLANGELESS HEAD & JAMBS

F



McKenzie-Martin Ltd
Ventilators - Louvres - Rooflights

Elton Hill Works, Elton Hill Rd, Radcliffe, Manchester, M26 2US
Telephone 0161-723 2234 Fax No. 0161-725 9531
www.mckenziemartin.co.uk general@mckenziemartin.co.uk

Title:		MAXIMAIR K50 PART 2		Project:			
Drawn By:	CJF	Date:	08-01-14	Checked By:	-	Approved Date:	-
Scale:		NTS		Job No.:		-	
Iss.:		Amendment		Date:		08-01-14	
Drg. No.:		MM-MAXIMAIRK50-2		Date:		08-01-14	
Drg. No.:		MM-MAXIMAIRK50-2		Date:		08-01-14	

LOUVRE SCHEDULE (TYPICAL)

McKENZIE-MARTIN MAXIMAIR 'K' SERIES SYSTEM 50 extruded aluminium, single bank louvre, The louvre blades are manufactured from Grade 6063 T6 mill finished aluminium. Blades are located at 50mm pitch at 45° using twist-lock action Acetal blade clips to ensure rigid support from the vertical mullion sections. The Acetal Copolymer used for the louvre blade clips is an engineering grade plastic and is UV stabilised.

Louvre blades are mounted either onto concealed vertical supporting mullions or to extruded 'ZF' or 'OF' frame sections - in any combination to suit the project requirements.

Accessories

System has a wide range of accessories available including bird guards, insect mesh, single skin blanking plates, insulated blanking plates, mitred corners, perimeter flashings, integrated edge details to interface with all types of cladding systems and building constructions.

Louvres supplied as a series of fully assembled modules to form continuous louvre banks with an unbroken appearance.

-or-

Louvres supplied in component form for on site assembly to form continuous louvre banks with an unbroken appearance.

Single and double leaf louvred door sets either with stainless steel hinges, or with stainless steel pivots, stainless steel handles, stainless steel stops, stainless steel restrictors and euro-profile locks.

Materials and Finishes.

Mill finish extruded 6063 T6 aluminium alloy.

-or-

Extruded 6063 T6 aluminium alloy with a polyester powder paint finish (including Syntha Pulvin) in a wide choice of colours and gloss levels

-or-

Extruded 6063 T6 aluminium alloy with anodising in natural Silver or coloured Anolok II.

Options

Bird guards - 1.2mm expanded aluminium alloy, diamond mesh size 12.35mm x 35.05mm.

-or-

Insect mesh - perforated expanded aluminium alloy, diamond mesh size 3.5mm x 2mm.

-&/or-

Security guards - 1.6mm stainless steel, square mesh sizes 5.8mm x 5.8mm.

1 2 3 4 5 6 7 8