



# Fixing Instructions for Maximair 50/75/100

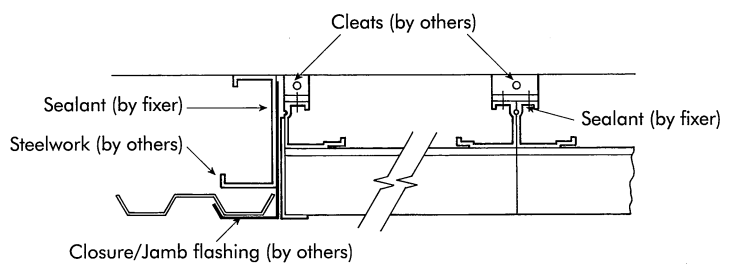
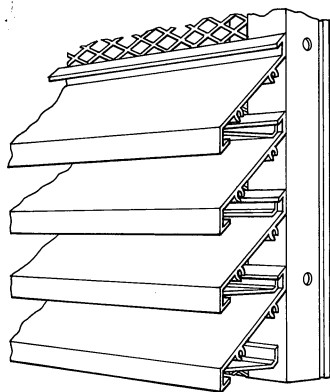
Continuous Louvres Flanged Box Louvres Double Bank Louvres

## McKenzie-Martin Ltd

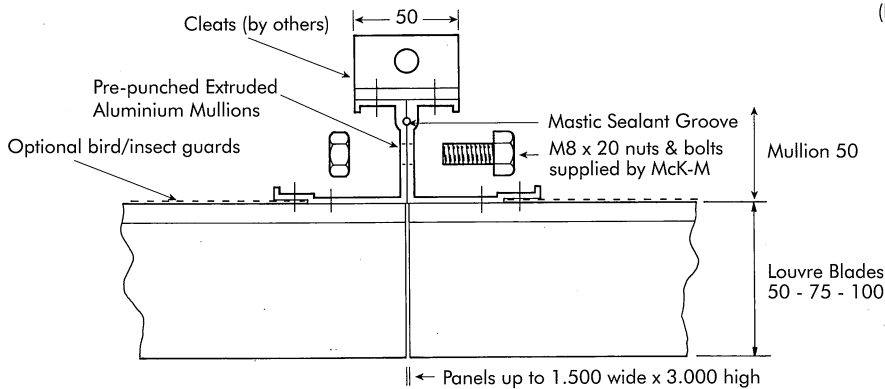
Eton Hill Works Eton Hill Road Radcliffe  
Manchester M26 2US  
Tel: 0161 723 2234 Fax: 0161 725 9531

### Continuous Single Blade Louvre

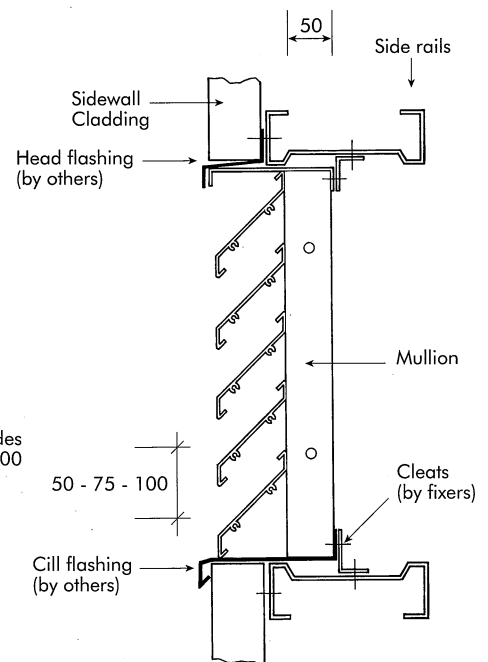
Typical construction details and suggested methods of fixing into sidewall cladding and brickwork openings



Plan View



Plan View of Jointing Detail



Typical Section

**General:** Care must be taken in storage, handling, lifting and fixing of the louvre panels to avoid damage, especially to the integral mullion support and louvre blades.

**Note:** On some installations extra steelwork will be required (see Maximair Louvre Systems brochure for wind loading tables). The purchaser is responsible for the supply of all cleats, fixing bolts, nuts and washers etc, of adequate size and quality to ensure satisfactory fixing to lateral or vertical structural support.

McKenzie-Martin Ltd cannot be held responsible for faulty installation or damage caused thereby.  
These fixing instructions do not form part of the Company's conditions of sale.

Due to the Company's policy of manufacturing to customers specific requirements the Company accepts no responsibility for any discrepancies which may occur between the equipment supplied and the descriptions in this publication. Whilst the Company has made every effort to ensure that the information contained in these fixing instructions is accurate, it cannot be held responsible for any errors or omissions arising.



# Fixing Instructions for Maximair 50/75/100

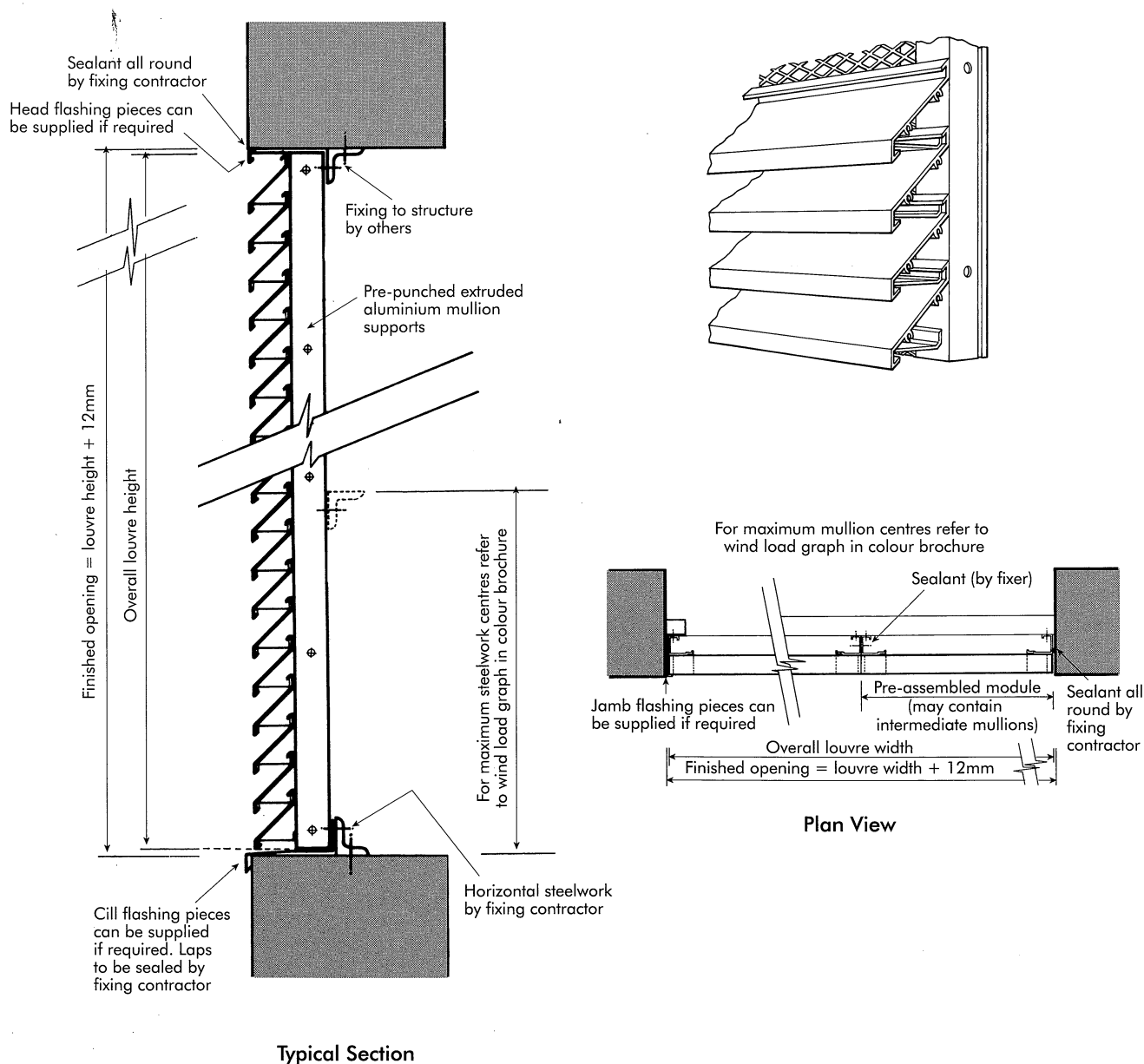
Continuous Louvres Flanged Box Louvres Double Bank Louvres

## McKenzie-Martin Ltd

Eton Hill Works Eton Hill Road Radcliffe  
Manchester M26 2US  
Tel: 0161 723 2234 Fax: 0161 725 9531

### Continuous Single Blade Louvre (contd.)

Typical construction details and suggested methods of fixing into sidewall cladding and brickwork openings



**Note:** On some installations extra steelwork will be required (see Maximair Louvre Systems brochure for wind loading tables). The purchaser is responsible for the supply of all cleats, fixing bolts, nuts and washers etc, of adequate size and quality to ensure satisfactory fixing to lateral or vertical structural support.

McKenzie-Martin Ltd cannot be held responsible for faulty installation or damage caused thereby.  
These fixing instructions do not form part of the Company's conditions of sale.

Due to the Company's policy of manufacturing to customers specific requirements the Company accepts no responsibility for any discrepancies which may occur between the equipment supplied and the descriptions in this publication. Whilst the Company has made every effort to ensure that the information contained in these fixing instructions is accurate, it cannot be held responsible for any errors or omissions arising.



# Fixing Instructions for Maximair 50/75/100

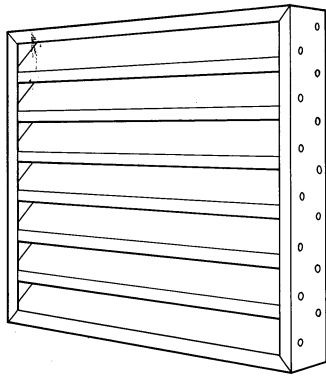
Continuous Louvres Flanged Box Louvres Double Bank Louvres

## McKenzie-Martin Ltd

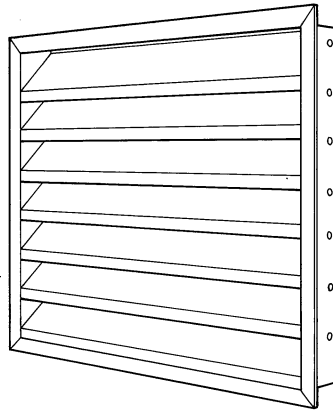
Eton Hill Works Eton Hill Road Radcliffe  
Manchester M26 2US  
Tel: 0161 723 2234 Fax: 0161 725 9531

### Fixed Box Single Blade Louvres

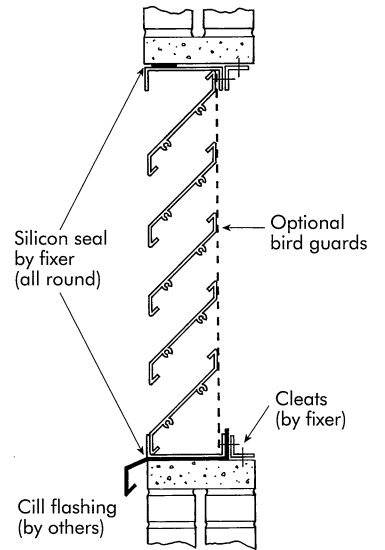
(Fabricated rims and flanges)



Louvres welded at corners

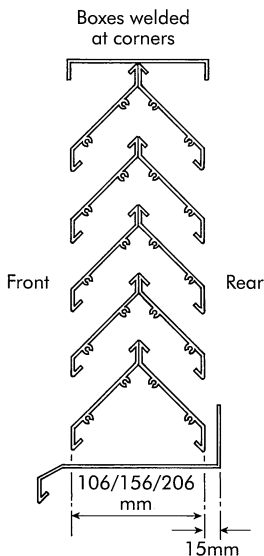


Box flanges can be positioned to suit most mounting details



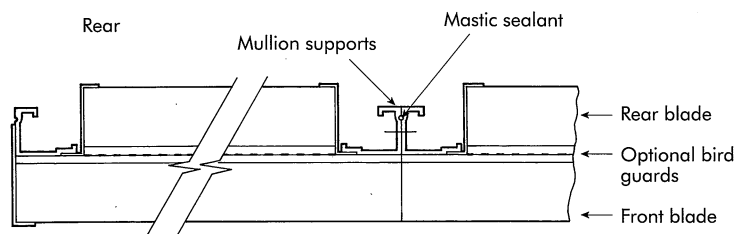
Side View into brickwork

### Double-Banked – Fixed Box/Continuous Louvres

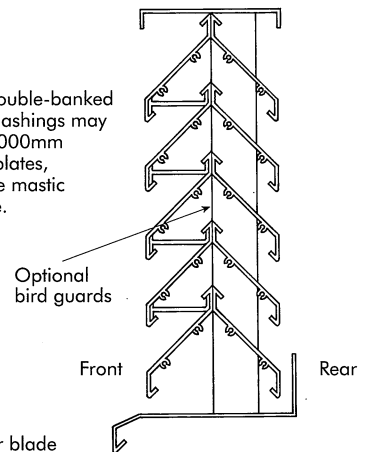


Fixed Box Louvre (Side View)

On continuous double-banked louvres, bottom flashings may be supplied in 3.000mm lengths with u/c plates, fixer to make sure mastic seals are in place.



Continuous Louvre (Plan View)



Continuous (Side View)

**Note:** On some installations extra steelwork will be required (see Maximair Louvre Systems brochure for wind loading tables). The purchaser is responsible for the supply of all cleats, fixing bolts, nuts and washers etc, of adequate size and quality to ensure satisfactory fixing to lateral or vertical structural support.

McKenzie-Martin Ltd cannot be held responsible for faulty installation or damage caused thereby.  
These fixing instructions do not form part of the Company's conditions of sale.

Due to the Company's policy of manufacturing to customers specific requirements the Company accepts no responsibility for any discrepancies which may occur between the equipment supplied and the descriptions in this publication. Whilst the Company has made every effort to ensure that the information contained in these fixing instructions is accurate, it cannot be held responsible for any errors or omissions arising.



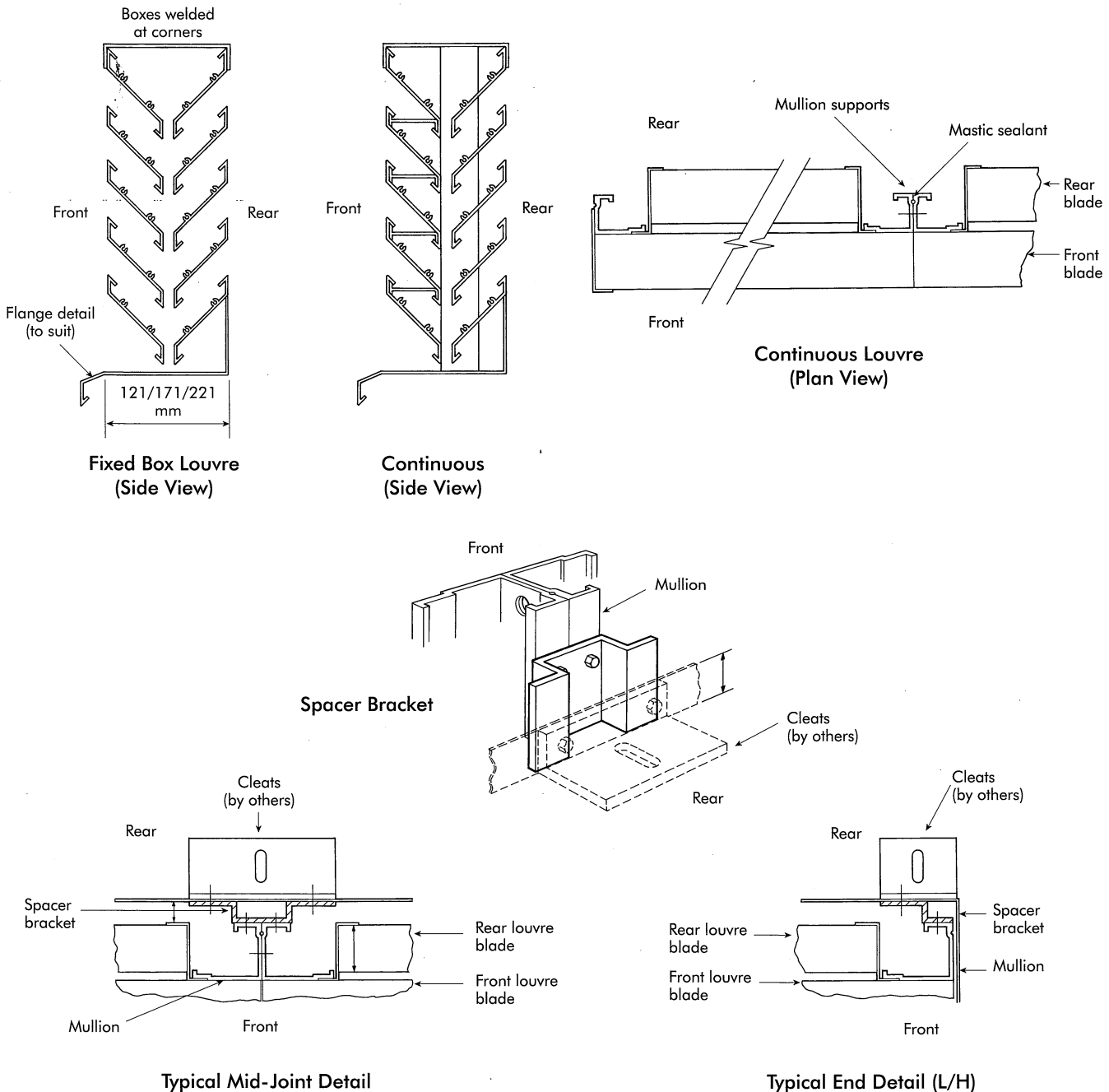
# Fixing Instructions for Maximair 50/75/100

Continuous Louvres Flanged Box Louvres Double Bank Louvres

## McKenzie-Martin Ltd

Eton Hill Works Eton Hill Road Radcliffe  
Manchester M26 2US  
Tel: 0161 723 2234 Fax: 0161 725 9531

### Double-Banked "Inverted" Fixed Box/Continuous Louvres



**Note:** On some installations extra steelwork will be required (see Maximair Louvre Systems brochure for wind loading tables). The purchaser is responsible for the supply of all cleats, fixing bolts, nuts and washers etc, of adequate size and quality to ensure satisfactory fixing to lateral or vertical structural support.

McKenzie-Martin Ltd cannot be held responsible for faulty installation or damage caused thereby.  
These fixing instructions do not form part of the Company's conditions of sale.

Due to the Company's policy of manufacturing to customers specific requirements the Company accepts no responsibility for any discrepancies which may occur between the equipment supplied and the descriptions in this publication. Whilst the Company has made every effort to ensure that the information contained in these fixing instructions is accurate, it cannot be held responsible for any errors or omissions arising.